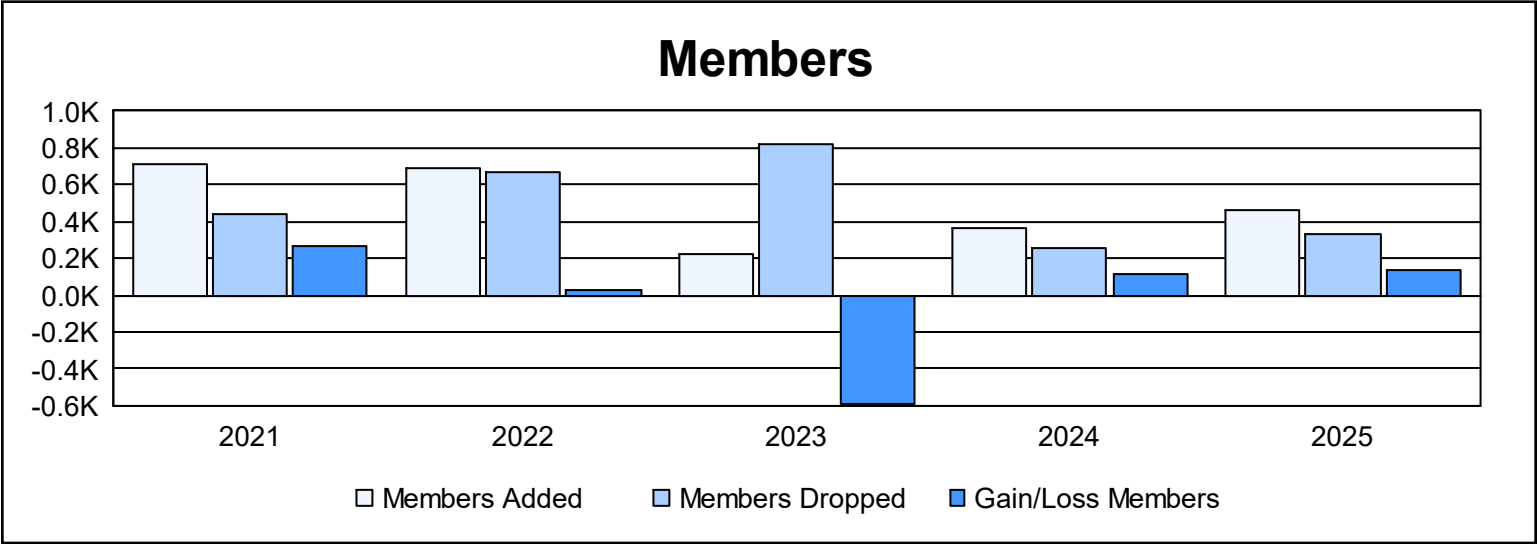
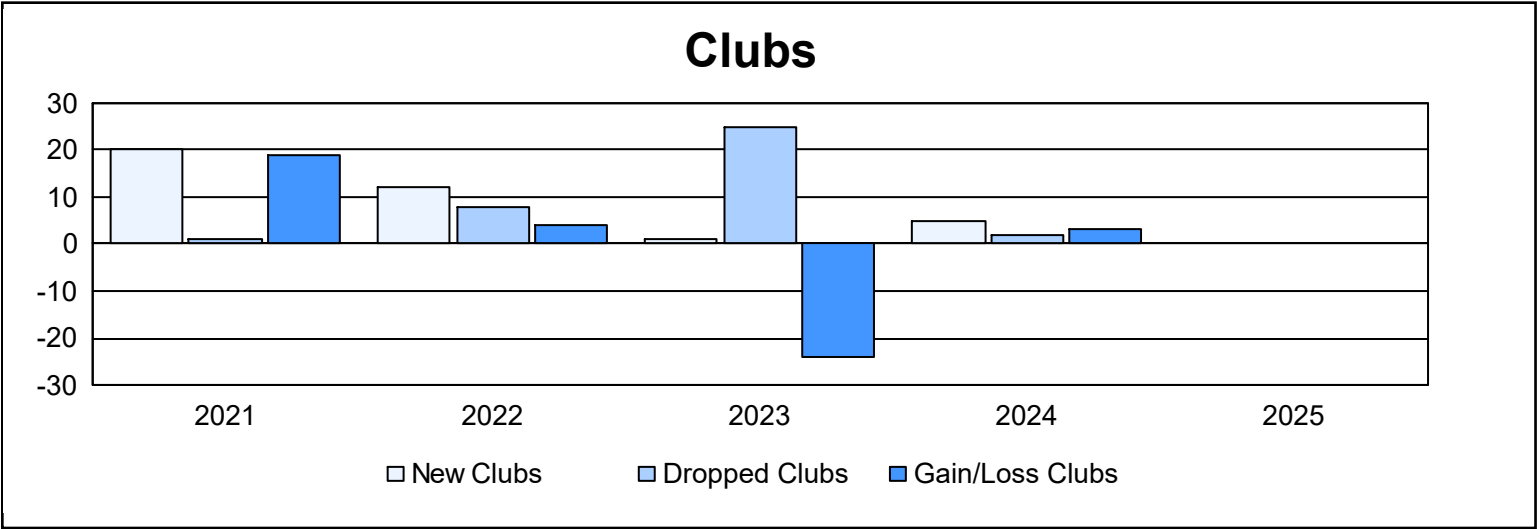
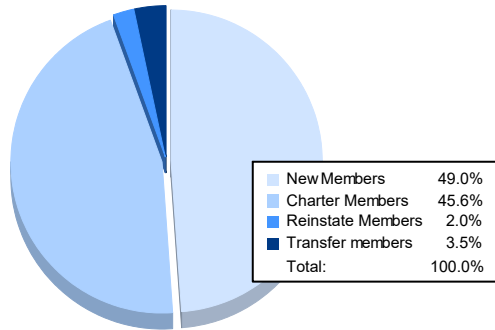


| Year | New Clubs | Dropped Clubs | Gain/ Loss Clubs | New Members | Charter Members | Reinstate Members | Transfer Members | Total Member Added | Total Members Dropped | Gain/ Loss Members |
|-----------|-----------|---------------|------------------|-------------|-----------------|-------------------|------------------|--------------------|-----------------------|--------------------|
| 2020-2021 | 20 | 1 | 19 | 283 | 394 | 32 | 0 | 709 | 437 | 272 |
| 2021-2022 | 12 | 8 | 4 | 324 | 330 | 30 | 9 | 693 | 663 | 30 |
| 2022-2023 | 1 | 25 | -24 | 89 | 85 | 38 | 9 | 221 | 816 | -595 |
| 2023-2024 | 5 | 2 | 3 | 177 | 146 | 31 | 9 | 363 | 251 | 112 |
| 2024-2025 | | | | 226 | 210 | 9 | 16 | 461 | 327 | 134 |
| Average | 10 | 9 | 1 | 220 | 233 | 28 | 9 | 489 | 499 | -9 |



Membership Composition June 2025 Cumulative



Gender Composition June 2025 Cumulative

